


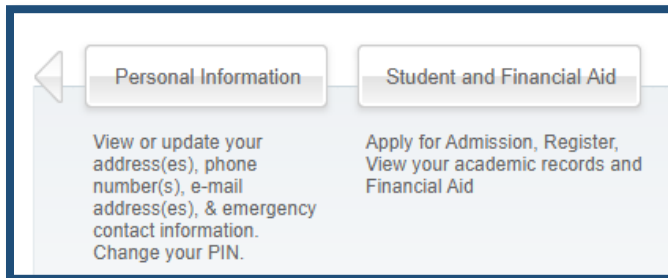


How to Look Up Student ID (900) Number in Banner Web

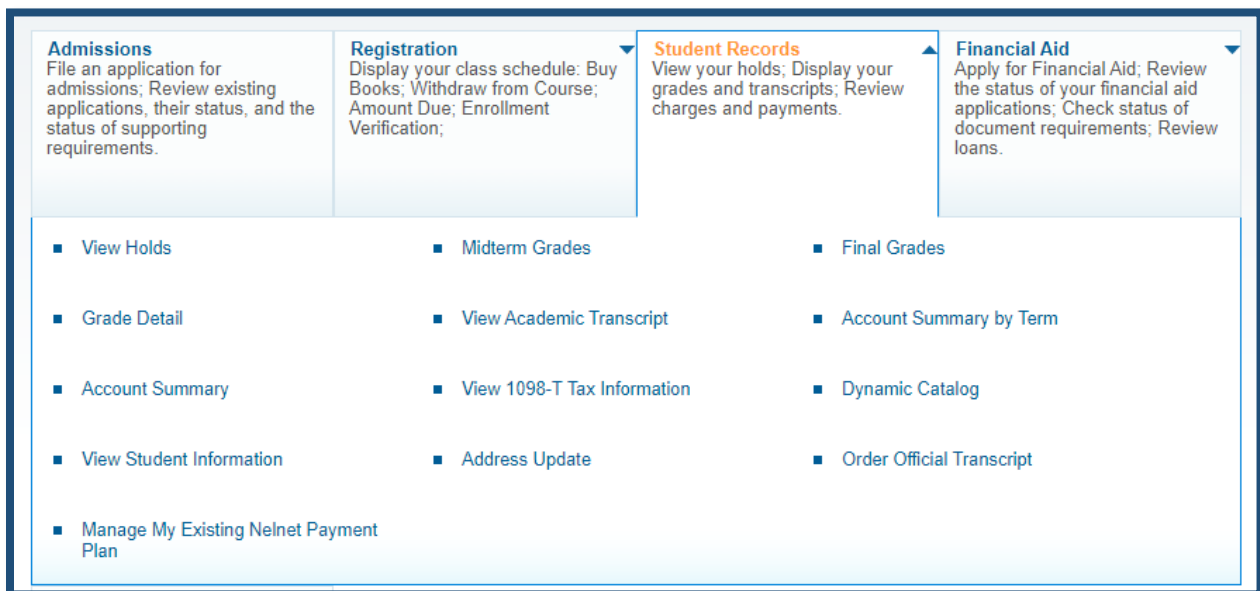
1. Navigate to <https://savannahtech.okta.com> and enter your STC Email Address as the username and your email password as the password. Once you login, click the Banner Web Bookmark.



2. After you login to Banner, you will need to click on Student and Financial Aid.



3. Click on Student Records and then click on View Student Information.



4. On the right-hand side of the screen, you can find your Student ID (900) Number.

General Student Record

900123456 John
Fall Semester 2020
Oct 29, 2020 11:27 am

Home > Student & Financial Aid > Student Records > View Student Information

Student Information effective from Fall Semester 2020 to The End of Time

Registered for Term:	Yes
First Term Attended:	Fall Semester 2020
Status:	Active student